



# Northfield

## EDGE DELETE TABLE


**For Removal of High Performance  
LowE Soft Coat on Architectural Glass**



Welded 2x2 steel tubing frame on 4 swiveling-lockable casters makes a heavy duty production machine that will provide years of service.

Adjustable spring loaded wheelhead assembly assures proper finishing wheel contact. Integral dust collection system removes deleted soft coat at the source.

**The Northfield Edge Delete Table is an integral part of preparing architectural glass for IG's. Accurate and sure removal of LowE soft coat is essential to prevent oxidation and assure adhesive bonding on insulated glass units.**

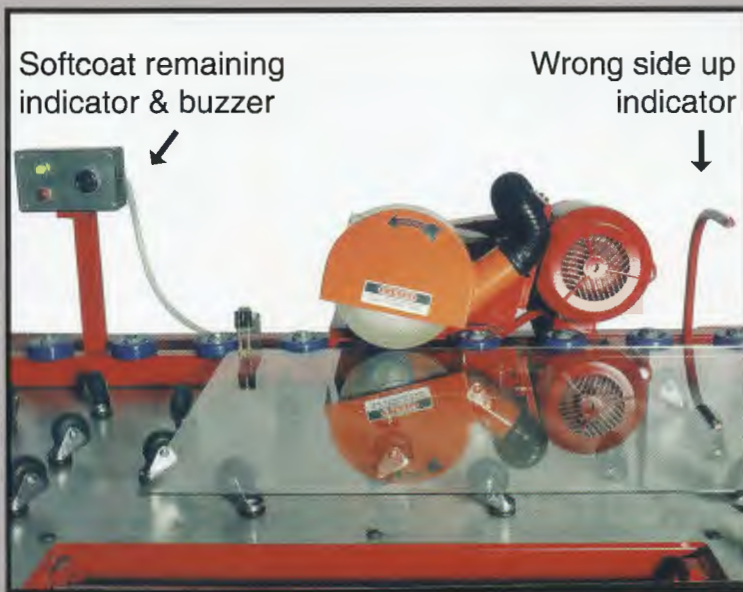
PROFIT THROUGH AMERICAN TECHNOLOGY  
 **WOOD MACHINERY  
MANUFACTURERS  
OF AMERICA**  
MEMBER



## EFFORTLESS ANTI-FRICTION TABLE

Caster type rubber rollers on the table top coupled with a roller fence assures effortless glass movement during soft coat removal on even the largest pieces.

The front drop table in the down position allows operator to easily prepare small pieces.



## ONBOARD SOFT COAT DETECTION SYSTEM

The glass is fed right to left. The set of brushes below the glass detects the presence of soft coat and lights the WRONG SIDE UP INDICATOR, allowing the operator to flip the glass over.

After the glass has passed under the wheel, the brushes above the glass detect any remaining soft coat and actuates the SOFT COAT REMAINING INDICATOR and a buzzer. This indicates to the operator that more deletion is necessary.

A green power ON light is also provided.

## SPECIFICATIONS

Table work height ..... 36"  
 Table size-wings down ..... 60" wide x 54" deep  
 Table size-wings up ..... 113" wide x 54" deep  
 Wheel head motor ..... 3/4 Hp 1725 RPM TEFC  
 Arbor RPM ..... 4000 RPM  
 Arbor Size ..... 3" dia. x 1/2" wide

Wheel Size ..... 8" dia. x 3" bore x 1/4-1/2 wide  
 Deburring & Finishing Wheel  
 Dust Collection ..... 226 CFM with 99.97% HEPA Filter  
 Power Requirements ..... 115 volt, 1 phase, 20 Amp circuit  
 Net Weight ..... 1500 lbs.  
 Shipping Weight ..... 1700 lbs.

*Northfield* MACHINERY BUILDERS, INC.

320 Water Street North  
 P.O. Box 140  
 Northfield, MN 55057

Phone: (507) 645-5641  
 Fax: (507) 645-4005

